





OHS Status Report

With the Winter Break this past month, the number of instructional days between our last report and this one is only ten. The ASB is working hard at bringing back the Pep Rally concept, and will be having a rally at 2:00 pm on Monday January 22nd. This will be a time to get excited about our winter athletes and activities.


Back on November 1st, GEAR UP sponsored a guest speaker – Darren Laur “White Hatter”. Darren is a retired police officer from Canada, and is focusing on the internet securities and safety for students as a public speaker. As a result of his message, one of our students reached out to him in concern of a friend in another state who had made threats of self harm. Darren worked with both local law enforcement and then with Atlanta Police Department and in the end, the student was helped through our student’s efforts. Kate Talley was then awarded the White Hatter Medallion for her efforts

<http://www.personalprotectionsystems.ca/medallion.html>.



On December 13th, Sergeant Darren Duncan made an all-call announcement to our student population regarding the fact that he had found two students who were exhibiting safe driving. They were awarded an Amazon Gift card for \$50. This was supported by State Farm Insurance Complany. The two

students were Jonathan Walker, and Joy Abrahamson (picture to the right).



The semester ends on January 26th, which will be the next data point for the Wildly Important Goal. Our freshman will also be doing a Link Crew event on that day, traveling to the bowling alley for a day to “bowl off some steam”.

OHS Data Dashboard

Enrollment 2017-2018													
		First Semester					Second Semester						
OHS	Jun-17	Sep-17	Oct-17	Nov-17	Dec-17	Jan-18	Feb-18	Mar-18	Apr-18	May-18	Jun-18	Average	Projection
Head Count 2021	XX	87	86	86	85	86						86.0	77.78
Head Count 2020	111	113	113	114	109	108						111.4	106.7
Head Count 2019	103	101	99	96	90	89						95.0	99.17
Head Count 2018	91	95	90	90	87	84						89.2	81.62
Head Count Total		396	388	387	372	368						382.2	
Full Time Equivalent	359.44	362.92	351.09	350.35	339.11	334.4						347.6	365.3
CTE - HS	Jun-17	Sep-17	Oct-17	Nov-17	Dec-17	Jan-18	Feb-18	Mar-18	Apr-18	May-18	Jun-18	Average	Projection
Head Count 2021	XX	86	85	85	84	84						84.8	
Head Count 2020	108	103	102	103	97	97						100.4	
Head Count 2019	94	73	69	66	62	60						66.0	
Head Count 2018	71	62	56	55	53	49						55.0	
Head Count Total		324	312	309	296	290						306.2	
Full Time Equivalent	117.45	116.89	112.91	110.91	106.35	105.15						110.4	125
Referrals													
Offences		First Semester					Second Semester						
OHS	Class	Sep-17	Oct-17	Nov-17	Dec-17	Jan-18	Feb-18	Mar-18	Apr-18	May-18	Jun-18	Total	
Freshman	2021	4	19	37	19	14						93	
Sophomores	2020	13	35	31	12	11						102	
Juniors	2019	11	23	24	11	4						73	
Seniors	2018	5	3	8	6	1						23	
Ave. Daily													
Attendance %		First Semester					Second Semester						
OHS	Class	Sep-17	Oct-17	Nov-17	Dec-17	Jan-18	Feb-18	Mar-18	Apr-18	May-18	Jun-18	Average	
Freshman	2021	94.1	92.5	89.7	88.2	89.3						90.8	
Sophomores	2020	91.9	88.8	85.9	83.0	83.1						86.5	
Juniors	2019	91.7	87.9	85.2	83.9	85.4						86.8	
Seniors	2018	89.3	88.7	87.5	86.9	86.1						87.7	